

How to: Correct Menu Descriptions or Window Titles

The Window Title displayed for any given form should match the Menu Description. If they get out of sync, it can be confusing not only for new users, but for those trying to support them. If you discover a Window Title that doesn't match the Menu, determine which is correct (check with other VARs or post to the addon-developer list if you have questions), then follow these steps to make corrections.

Before you begin: Make sure your svn workarea is up to date (i.e., always do an svn update before making any modifications).

Window Title is correct, Menu is incorrect:

1. Launch Menu maintenance (Barista Administration => Menus).
2. Select the addon.men in the Mounted Menu Files grid and press the *Maintain* button.
3. Navigate through the tree on the Menus form to find the desired task.
4. Alter the Description field (in Figure 1 below, remove the word "Header" from the Description).
5. Save and close the Menu Designer, then click the Refresh button on the Mounted Menu Files grid to redisplay the menu (i.e., verify that your change is correct).

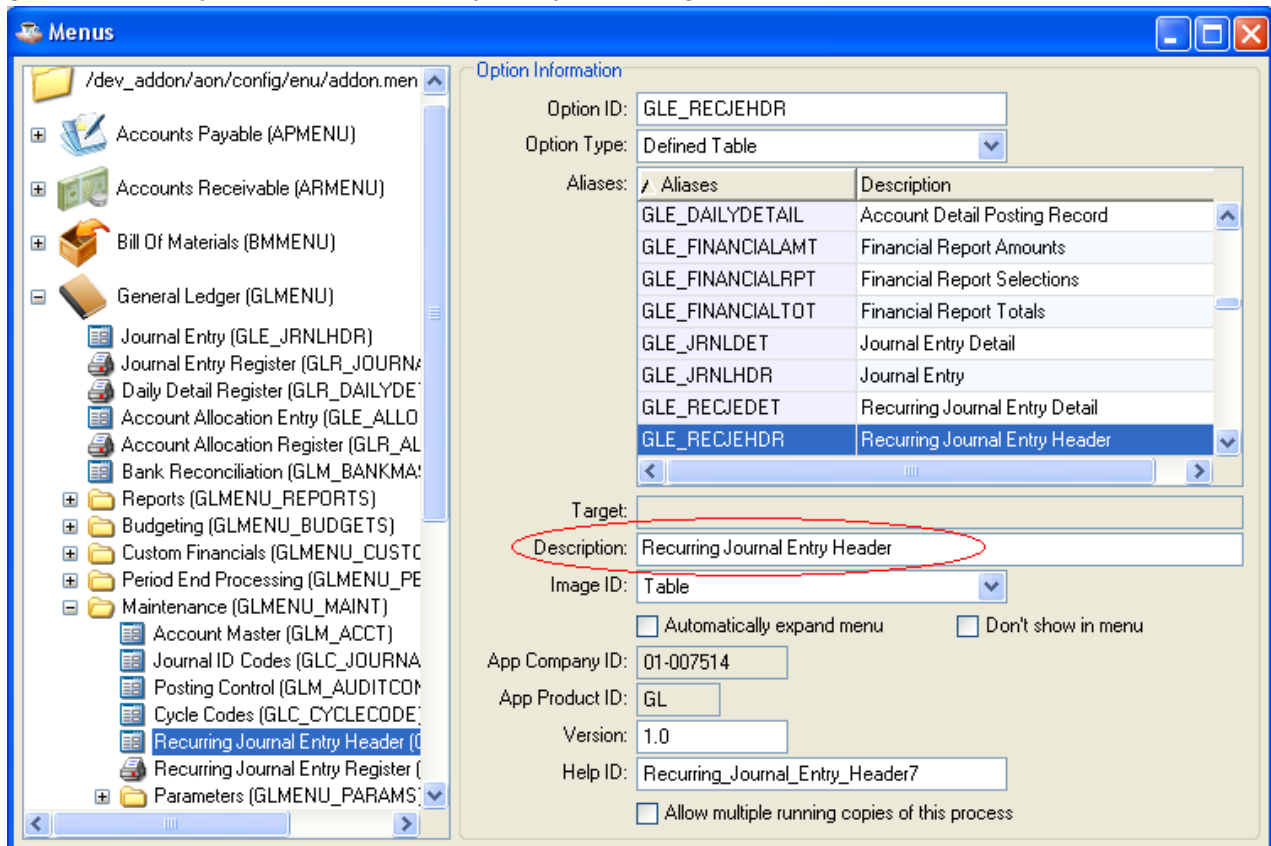


Figure 1: Menu maintenance

6. Perform a diff on the `addon.men` file via the BASIS IDE or Tortoise to confirm your modification (Figure 2).
7. Commit the `addon.men` file back to the repository. Make sure to create a Bugzilla entry, if there isn't one, and reference the bug number in the commit comments window.

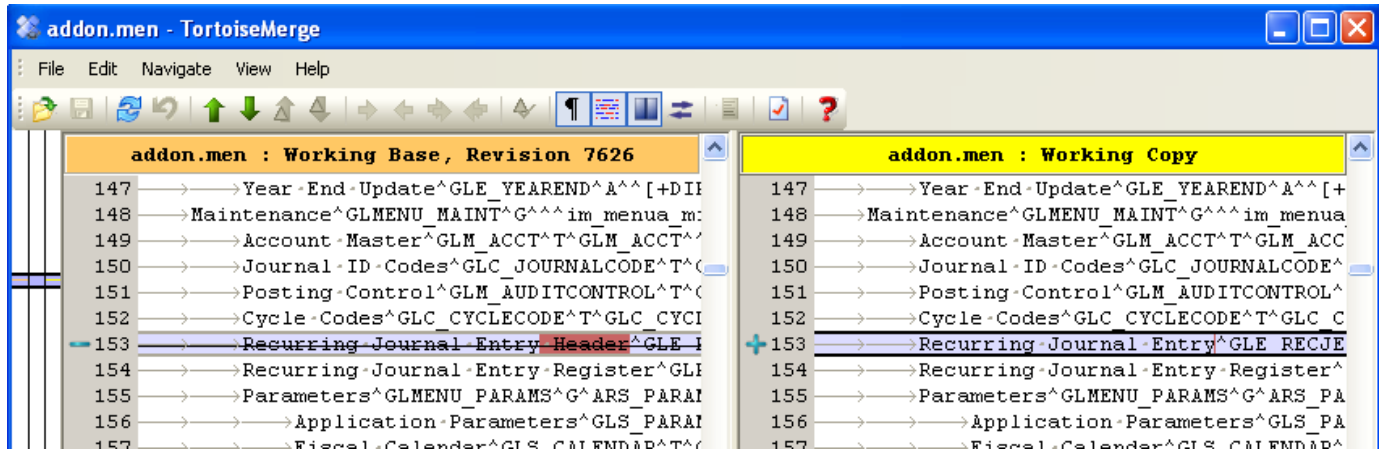


Figure 2: Graphical diff on `addon.men` file

Menu is correct, Window Title is incorrect

1. Launch Form Manager, and double-click to bring up the desired form.
2. Change the Window Title attribute to have the correct text.
3. Hit F6 or go to Edit => Edit Language Text to launch the Locale Translations form.
4. Change the Window Title entry to reflect the mod you just made in the form. Note: make English and Spanish BOTH show the English translation. This makes it easier for those doing the translation to search for anyplace where English = Spanish to find candidates for translation (Figure 3).
5. Save the Edit Language Text mods.
6. Build and run the form to verify that the Window Title is now correct.
7. You should find that the form's `.xml` has been modified (`aon/data/bar/<formname>.xml`), as well as the `addon.properties`, `addon_en.properties` and `addon_es.properties` files in `aon/prop/`.
8. Do a diff on each modified file to be sure the changes are as you expect, and then commit the files back to the repos.

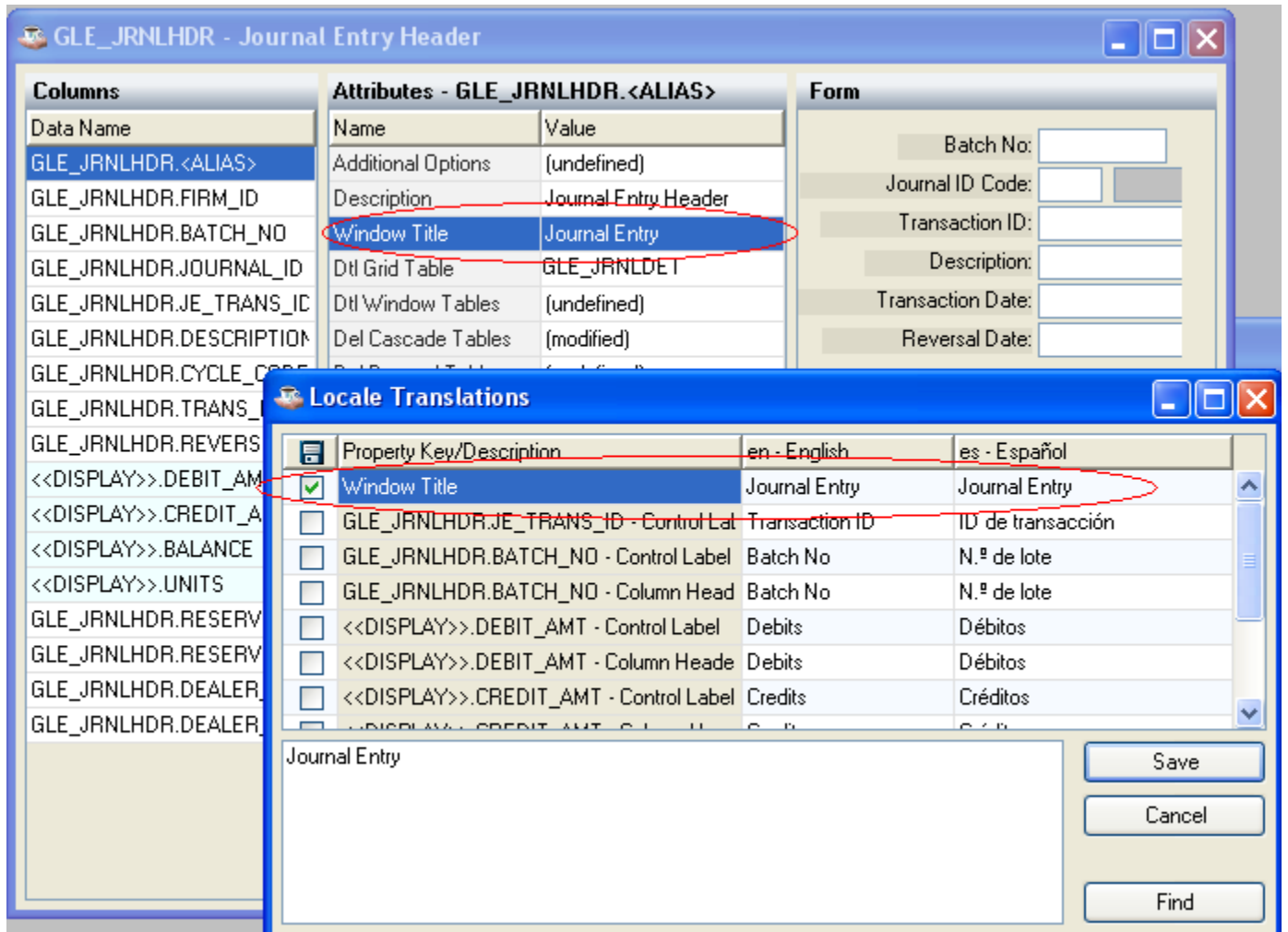


Figure 3: Use Form Manager and the Locale Translations forms to correct the Window Title

Additional Information

While this document deals specifically with making sure the Addon menu matches the corresponding Window Title, you should use the Locale Translations form any time you change information in Elements, Forms or System Messages that is subject to translation/localization. Use the BBJabber utility to process literals in backend code such as reports. See the Barista Language Utilities document at links.basis.com/ajtyz for more on these utilities.